

## GNSMB-COV Antenna installation

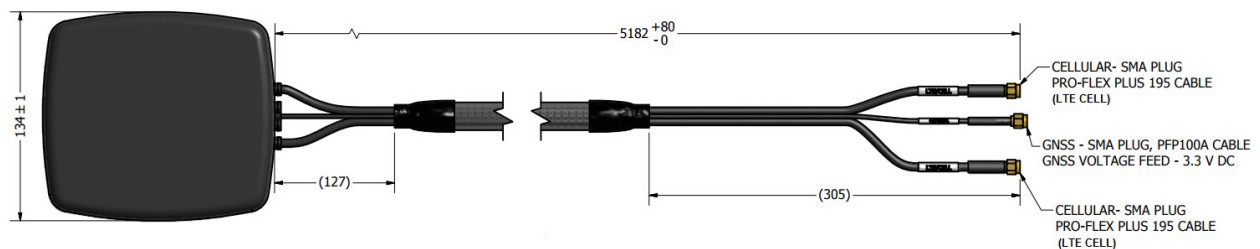
The GNSMB-COV multi-band antenna provides optimal MIMO 4G LTE and single port 802.11ac Wi-Fi coverage in a covert, low-profile housing. The antenna also incorporates a unique high rejection GNSS technology for global guidance and support of carrier voice and data networks. Designed for heavy construction, this antenna will withstand the most rugged applications with a sub 1-inch height profile and conduit for ease in installation.

### Features

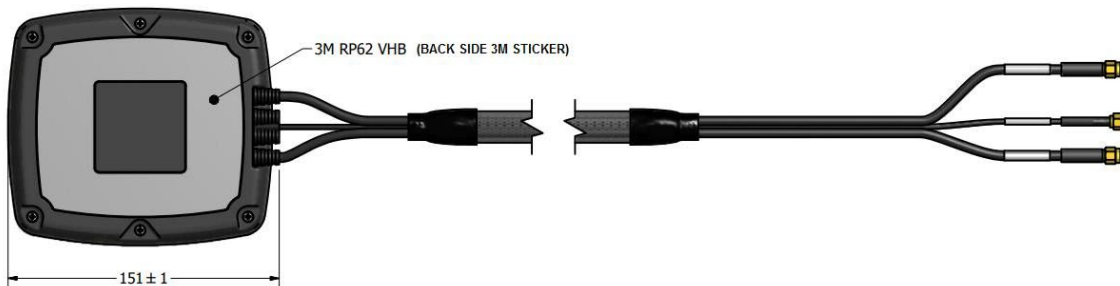
- No tune, multi-band coverage: dual 4G LTE, Wi-Fi and GPS L1/Galileo E1/ GLONASS L1/Beidou B1 frequencies
- Sub 1-inch height without magnet mount adapter
- IP67 highly ruggedized design provides maximum protection against water or dust ingress under severe environmental conditions\*
- Proprietary filtering design allows wideband coverage while achieving superior out-of-band rejection for all GNSS frequencies
- Braided conduit for ease in installation

### Installation

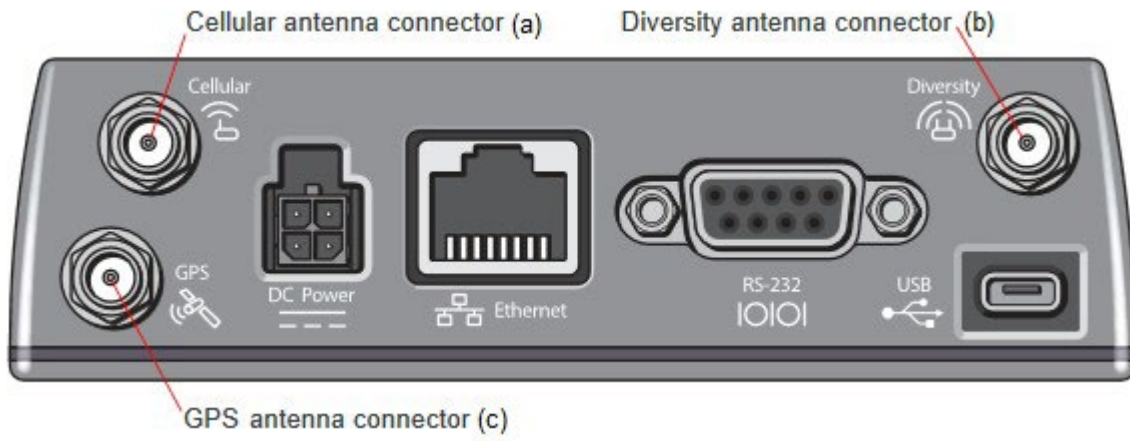
1. Connect the LTE CELL cables from the antenna to (a) and (b) connectors in the cell modem.
2. Connect GNSS cable from the antenna to (c) connector in the cell modem.
3. Use the 3M sticker on the back side of the antenna to mount it on a flat surface.



Front side of the antenna



Back side of the antenna



RV50 – Cell modem

